

JAGRAN PRODUCTION LIMITED

Regd Off: 302, Pig Point Complex, Dr. Yagnik Road, Opposite Swami Vivekananda Statue,
Rajkot - 360 001

(I) (a) STATEMENT SHOWING SHARE HOLDING PATTERN FOR THE QUARTER ENDED ON 30/06/2014
SCRIP CODE:531695 COMPANY NAME: JAGRAN PRODUCTION LIMITED

Partly paid - up Shares	No. of Partly Paid up Shares	As a % of total no. of Partly Paid Up Share	As a % of total No. of shares of the Company
Held by promoter/ promoter group	NIL	NIL	NIL
Held by Public	NIL	NIL	NIL
Total	NIL	NIL	NIL
Outstanding Convertible Securities	No. of Outstanding Securities	As a % of total no. of outstanding Convertible securities	As a % of total no. of shares of the Company assuming full conversion of the convertible securities
Held by promoter/ promoter group	NIL	NIL	NIL
Held by Public	NIL	NIL	NIL
Total	NIL	NIL	NIL
Warrants	No. of Warrants	As a % of total no. of Warrants	As a % of total no. of shares of the Company assuming full conversion of Warrants
Held by promoter/ promoter group	NIL	NIL	NIL
Held by Public	NIL	NIL	NIL
Total	NIL	NIL	NIL
Total paid - up capital of the company, assuming full conversion of warrants and convertible securities	142575786 shares		

Date 21.07.2014
Place: Rajkot

For Jagran Production Limited

DIRECTOR




Statement showing Share Holding Pattern

Cate Code	Category-of Shareholders	No of Share Holders	No of Shares Held	No of Shares Held in Demat	Total Shareholding as % of Total No. of Shares		Shares Pledged or Otherwise	
					As %age of (A+B)	As %age of (A+B+C)	No. of Shares	As a % of A
A	Shareholding of promoter and promoter group							
1	Indian							
a	Individuals/HUFs	4	2739600	24600	1.92150	1.92150	0	0.00000
b	Central Govt./State Govts.	0	0	0	0.00000	0.00000	0	0.00
c	Bodies Corporate	1	14999850	14999850	10.52062	10.52062	0	0.00
d	Financial Institutions/Banks	0	0	0	0.00000	0.00000	0	0.00
e	Any other	0	0	0	0.00000	0.00000	0	0.00
	Sub Total A(1)	5	17739450	15024450	12.44212	12.44212	0	0.00000
2	Foreign							
a	Non Resident Individuals/Foreign Ind	0	0	0	0.00000	0.00000	0	0.00
b	Bodies Corporate	0	0	0	0.00000	0.00000	0	0.00
c	Institutions	0	0	0	0.00000	0.00000	0	0.00
d	Any others	0	0	0	0.00000	0.00000	0	0.00
	Sub Total A(2)	0	0	0	0.00000	0.00000	0	0.00
	Total Share Holding of promoter group	5	17739450	15024450	12.44212	12.44212	0	0.00000
B	Public Shareholding							
1	Institutions							
a	Mutual Funds/UTI	0	0	0	0.00000	0.00000	0	0.00
b	Financial Institutions/Banks	0	0	0	0.00000	0.00000	0	0.00
c	Central Govt./State Govt.	0	0	0	0.00000	0.00000	0	0.00
d	Venture Capital Funds	0	0	0	0.00000	0.00000	0	0.00
e	Insurance Companies	0	0	0	0.00000	0.00000	0	0.00
f	Foreign Institutional Investors	0	0	0	0.00000	0.00000	0	0.00
g	Foreign Venture Capital Investors	0	0	0	0.00000	0.00000	0	0.00
h	Any other	0	0	0	0.00000	0.00000	0	0.00
	Sub Total B(1)	0	0	0	0.00000	0.00000	0	0.00
2	Non Institutions							
a	Bodies Corporate	110	63794451	32140401	44.74424	44.74424	0	0.00
b1	Individuals-shareholders holding normal Share capital upto Rs 1 lac	1677	5758869	3599469	4.03916	4.03916	0	0.00
b2	Individuals-shareholders holding normal Share capital in excess of Rs 1 lac	206	45327081	18080081	31.79157	31.79157	0	0.00
c	Any other 1) Individual Director	0	0	0	0.00000	0.00000	0	0.00
	2) Clearing Member	11	157353	157353	0.11036	0.11036	0	0.00
	3) NRI	2	700	700	0.00049	0.00049	0	0.00
	4) OCB's	0	0	0	0.00000	0.00000	0	0.00
	5) HUF	68	9858652	2358652	6.91173	6.91173	0	0.00
	Sub Total B(2)	2074	124897106	56336656	87.59756	87.59756	0	0.00
	Total Public Share Holding B(1) + B(2)	2074	124897106	56336656	87.59756	87.59756	0	0.00
	Total A + B	2079	142636556	71361106	100.00000	100.00000	0	0
C	Shares held by Custodians and against which Depository receipts have been issued	0	0	0	0.00000	0.00000	0	0.00
	Grand Total A + B + C	2079	142636556	71361106	100.00000	100.00000	0	0

For Jagran Production Limited

24/11/2021 212721
Director




(b) Statement showing holding of securities (including shares, warrants, convertible securities) of persons belonging to the category "Promoter and Promoter Group"

Sr. No.	Name of the shareholder	Details of Shares held		Encumbered shares (*)			Details of warrants		Details of convertible securities		Total shares (including underlying shares assuming full conversion of warrants and convertible securities) as a % of diluted share capital
		Number of shares held	As a % of grand total (A)+(B)+(C)	No.	As a percentage	As a % of grand total (A)+(B)+(C) of sub-clause (1)(a)	Number of warrants held	As a % total number of warrants of the same class	Number of convertible securities held	As a % total number of convertible securities of the same class	
(I)	(II)	(III)	(IV)	(V)	(VI)=(V)/(III)*100	(VII)	(VIII)	(IX)	(X)	(XI)	(XII)
1	SUPER CREATIVE SPARES PRIVATE LIMITED	14999850	10.52	NIL	NIL	NIL	NIL	NIL	NIL	NIL	14999850
2	SHILPI BIJAL SHAH	1173600	0.82	NIL	NIL	NIL	NIL	NIL	NIL	NIL	1173600
3	DHARNENDRA NAVINCHANDRA SHINDE	1091400	0.77	NIL	NIL	NIL	NIL	NIL	NIL	NIL	1091400
4	HITESH BHAI KURJIBHAI RUPARELI	450000	0.32	NIL	NIL	NIL	NIL	NIL	NIL	NIL	450000
5	AMLEET SHAH	24600	0.02	NIL	NIL	NIL	NIL	NIL	NIL	NIL	24600
				NIL	NIL	NIL	NIL	NIL	NIL	NIL	
TOTAL		17739450	12.44	NIL	NIL	NIL	NIL	NIL	NIL	NIL	17739450

(*) The term "encumbrance" has the same meaning as assigned to it in regulation 28(3) of the SAST Regulations, 2011

For Jagran Production Limited



(i) Statement showing holding of securities (including shares, warrants, convertible securities) of persons belonging to the category "Public" and holding more than 1% of the total number of shares

Sl. No.	Name of the shareholder	Number of shares held	Shares as a percentage of total number of shares {i.e., Grand Total (A)+(B)+(C) indicated in Statement at para 1(a) above}	Details of warrants		Details of convertible securities		Total shares (including underlying shares assuming full conversion of warrants and convertible securities) as a % of
				Number of warrants held	As a % total number of warrants of the same class	Number of convertible securities held	% w.r.t total number of convertible securities of the same class	
1	MAINAK COMTRADE PRIVATE	9705300	6.80	NIL	NIL	NIL	NIL	9705300
2	PARIN INFRASTRUCTURE PVT	9615000	6.74	NIL	NIL	NIL	NIL	9615000
3	PRANATPAL TRADELINK PRIV	9498750	6.66	NIL	NIL	NIL	NIL	9498750
4	VIDISHA TRADELINK PVT LTD	9180000	6.44	NIL	NIL	NIL	NIL	9180000
5	SUNFLOWER BROKING PRIVA	5296436	3.71	NIL	NIL	NIL	NIL	5296436
6	BHARATBHAI KALUBHAI GADH	4350000	3.05	NIL	NIL	NIL	NIL	4350000
7	ARCADIA SHARE & STOCK BRO	4344686	3.05	NIL	NIL	NIL	NIL	4344686
8	APLESH R. LAKHANI	4320000	3.03	NIL	NIL	NIL	NIL	4320000
9	BHARATBHAI KALUBHAI GADH	3600000	2.52	NIL	NIL	NIL	NIL	3600000
10	APLESH R. LAKHANI HUF	3000000	2.10	NIL	NIL	NIL	NIL	3000000
11	LEADAGE TRADING PRIVATE I	2836828	1.99	NIL	NIL	NIL	NIL	2836828
12	VIDHI FABRICS PVT LTD	2835000	1.99	NIL	NIL	NIL	NIL	2835000
13	TARU PALLAV PROJECTS PRIN	2413600	1.69	NIL	NIL	NIL	NIL	2413600
14	USHA BHARATBHAI GADHIYA	2400000	1.68	NIL	NIL	NIL	NIL	2400000
TOTAL		73395600	51.46	NIL	NIL	NIL	NIL	73395600

For Jagran Production Limited



(ii) Statement showing holding of securities (including shares, warrants, convertible securities) of persons (together with PAC) belonging to the category "Public" and holding more than 5% of the total number of shares of the company.

Sr. No.	Name(s) of the shareholder(s) and the Persons Acting in Concert (PAC) with them	Number of shares	Shares as a percentage of total number of shares {i.e., Grand Total (A)+(B)+(C) indicated in Statement at para (I)(a) above}	Details of warrants		Details of convertible securities		Total shares (including underlying shares assuming full conversion of warrants and convertible securities) as a % of diluted share capital
				Number of warrants	As a % total number of warrants of the same class	Number of convertible securities held	% w.r.t total number of convertible securities of the same class	
1	MAINAK COMT	9705300	6.80	NIL	NIL	NIL	NIL	9705300
2	PARIN INFRAS	9615000	6.74	NIL	NIL	NIL	NIL	9615000
3	PRANATPAL T	9498750	6.66	NIL	NIL	NIL	NIL	9498750
4	VIDISHA TRAD	9180000	6.44	NIL	NIL	NIL	NIL	9180000
TOTAL		37999050	27	NIL	NIL	NIL	NIL	37999050

For Jagran Production Limited


३५१२८१२११ २१/

Director




(I)(d) Statement showing details of locked-in shares				
Sr. No.	Name of the shareholder	Number of locked-in shares	Locked-in shares as a percentage of total number of shares {i.e., Grand Total (A)+(B)+(C) indicated in Statement at para (I)(a) above}	Promoter / Promoter Group / Public
1	SUPER CREATIVE SPARES PRIVATE LI	4999950	3.51	Promoter/Promote
2	MAINAK COMTRADE PRIVATE LIMITED	3235100	2.27	Public
3	PARIN INFRASTRUCTURE PVT LTD	3205000	2.25	Public
4	PRANATPAL TRADELINK PRIVATE LIM	3166250	2.22	Public
5	VIDISHA TRADELINK PVT LTD	3060000	2.15	Public
6	TARU PALLAV PROJECTS PRIVATE LIM	2413600	1.69	Public
7	BHARATBHAI KALUBHAI GADHIYA	1450000	1.02	Public
8	APLESH R. LAKHANI	1440000	1.01	Public
9	BHARATBHAI KALUBHAI GADHIYA HUF	1200000	0.84	Public
10	AJIT M SANTOKI	1080000	0.76	Public
11	APLESH R. LAKHANI HUF	1000000	0.70	Public
12	VIDHI FABRICS PVT LTD	945000	0.66	Public
13	USHA BHARATBHAI GADHIYA	800000	0.56	Public
14	VINOD KUMAR DAGA	750000	0.53	Public
15	SANJAY DALPATBHAI SHAH	450000	0.32	Public
16	DEEPAKBHAI HIRPARA	375000	0.26	Public
17	JIGNESH HIRPARA	375000	0.26	Public
18	MANSUKHBHAI VAGHASIA	375000	0.26	Public
19	BHAVNABEN VAGHASIA	375000	0.26	Public
20	RAJNIKANT P. MANDAVIA HUF	250000	0.18	Public
21	BETULLA KHAN	250000	0.18	Public
22	VINOD C. MODI	175000	0.12	Public
23	RAMESH C. MODI	175000	0.12	Public
24	DIXIT M SHAH	150000	0.11	Public
25	MANSUKHLAL K SHAH	150000	0.11	Public
26	PURVESH MANSUKHBHAI SHAH	150000	0.11	Public
27	VARSHA DIXIT SHAH	150000	0.11	Public
28	SHAH NITIN DALPATLAL	150000	0.11	Public
29	RUCHIRANI SHAH	150000	0.11	Public
30	MANSUKHLAL K SHAH	150000	0.11	Public
31	DIXIT M SHAH	150000	0.11	Public
32	PURVESH MANSUKHBHAI SHAH	150000	0.11	Public

342621 212



33	RANJAN A. BAMBHROLIA	150000	0.11	Public
34	VRAJLAL BABUBHAI BAMBHAROLI	150000	0.11	Public
35	NAYNABEN V. BAMBHAROLIA	150000	0.11	Public
36	DAYABEN A. BAMBHAROLIA	150000	0.11	Public
37	ASHOKBHAI B. BAMBHAROLIA	150000	0.11	Public
38	ARVINDBHAI B. BAMBHAROLIA	150000	0.11	Public
39	VIPUL MANUBHAI SHELADIA	150000	0.11	Public
40	ARVINDBHAI MANUBHAI SHELADIA	150000	0.11	Public
41	MANISHA SHELADIA	150000	0.11	Public
42	RITABEN A. SHELADIA	150000	0.11	Public
43	BABUBHAI K. BAMBHAROLIA	150000	0.11	Public
44	LABHUBEN B. BAMBHAROLIA	150000	0.11	Public
45	MANSUKHLAL K. SHAH	150000	0.11	Public
46	MANSUKH SHAH HUF	150000	0.11	Public
47	PURVESH SHAH	150000	0.11	Public
48	PURVESH SHAH HUF	150000	0.11	Public
49	DIXIT SHAH	150000	0.11	Public
50	DIXIT SHAH HUF	150000	0.11	Public
51	VARSHA DIXIT SHAH	150000	0.11	Public
52	RUCHIRANI P. SHAH	150000	0.11	Public
53	LAXMIBEN R. MODI	150000	0.11	Public
54	VARSHABEN P. MODI	150000	0.11	Public
55	MANGUBEN C. MODI	150000	0.11	Public
56	HIREN N PRAJAPATI	150000	0.11	Public
57	HITESHBHAI KURJIBHAI RUPARELIA	150000	0.11	Promoter/Promote
			0.00	
	TOTAL	36644900	25.69	

31/07/21 21




(II)(a) Statement showing details of Depository Receipts (DRs)

Sr. No.	Type of outstanding DR (ADRs, GDRs, SDRs, etc.)	Number of outstanding DRs	Number of shares underlying outstanding DRs	Shares underlying outstanding DRs as a percentage of total number of shares {i.e., Grand Total (A)+(B)+(C) indicated in Statement at para (I)(a) above}
1	Nil	0	0	0.00
TOTAL		0	0	0.00

For Jagran Production Limited

३५१२८११११२१



(II)(b) Statement showing holding of Depository Receipts (DRs), where underlying shares held by "promoter/promoter group" are in excess of 1% of the total number of shares

Sr. No.	Name of the DR Holder	Type of outstanding DR (ADRs, GDRs, SDRs, etc.)	Number of shares underlying outstanding DRs	Shares underlying outstanding DRs as a percentage of total number of shares {i.e., Grand Total (A)+(B)+(C) indicated in Statement at para (I)(a) above}
1	NIL	0	0	
TOTAL			0	

For Jagran Production Limited

३२११२१२१२१

